



BUSINESS, CONSUMER SERVICES, AND HOUSING AGENCY • GAVIN NEWSOM, GOVERNOR
DEPARTMENT OF CONSUMER AFFAIRS • CALIFORNIA ARCHITECTS BOARD
2420 Del Paso Road, Suite 105, Sacramento, CA 95834
P (916) 574-7220 | F (916) 575-7283 | www.cab.ca.gov



Board Members

Charles L. Ward, III,
President
Ronald A. Jones, Vice President
Malcolm "Brett" Gladstone,
Secretary
Tian Feng
Mitra Kanaani
Sylvia Kwan
Ebony Lewis
Leonard Manoukian
Robert C. Pearman, Jr.
Nilza Serrano

NOTICE OF PUBLIC TELECONFERENCE MEETING

May 19, 2023

The California Architects Board (Board) will meet by teleconference

10:00 a.m., on Friday, May 19, 2023

NOTE: Pursuant to Government Code section 11133, this meeting will be held by teleconference with no physical public locations.

Important Notice to the Public: The Board will hold a public meeting via WebEx Events.

Teleconference Information to Register/Join Meeting for Members of the Public via WebEx Events. To participate in the WebEx meeting, please log on to this website the date of the meeting:

To access the WebEx event, attendees will need to click the following link and enter their first name, last name, email, and the event password listed below:

<https://dca-meetings.webex.com/dca-meetings/j.php?MTID=me1f0d8234cdeb7dc567dc67fa1cf9c91>

If joining using the link above

Webinar number: 2482 149 1639
Webinar password: CAB02242023

If joining by phone: 1-415-655-0001 US Toll

Access code: 248 214 91639
Passcode: 22202242

Due to potential technical difficulties, please consider submitting written comments by May 14, 2023, to cab@dca.ca.gov for consideration.

(Continued)

Meetings are open to the public except when specifically noticed otherwise in accordance with the Open Meeting Act. All times when stated are approximate and subject to change without prior notice at the discretion of the Bureau unless listed as “time certain.” Items may be taken out of order to maintain a quorum, accommodate a speaker, or for convenience. Action may be taken on any item listed on this agenda, including information-only items. The meeting may be canceled without notice.

Members of the public can address the Board during the public comment session. Public comments will also be taken on agenda items at the time the item is heard and prior to the Board taking any action on said items.

Instructions to connect to the meeting can be found at the end of this agenda.

Members of the public may, but are not obligated to, provide their names or personal information as a condition of observing or participating in the meeting. When signing into the WebEx platform, participants may be asked for their name and email address. Participants who choose not to provide their names will be required to provide a unique identifier, such as their initials or another alternative, so that the meeting moderator can identify individuals who wish to make public comment. Participants who choose not to provide their email address may utilize a fictitious email address in the following sample format: XXXXX@mailinator.com.

FOR OBSERVATION ONLY: WEBCAST: The Board plans to webcast this meeting on the Department of Consumer Affairs’ website at <https://thedcapage.blog/webcasts>. Webcast will be available at 10:00 a.m. on May 19, 2023. Using the Webcast link will allow only for observation with closed captioning. Webcast availability cannot, however, be guaranteed due to resource limitations or technical difficulties. The meeting will not be cancelled if Webcast is unavailable. If you wish to participate, please plan to participate via the WebEx option listed above.

The Board May Take Action on Any Agenda Item

AGENDA

10:00 a.m. to 2:00 p.m.
(or until completion of business)

ACTION MAY BE TAKEN ON ANY ITEM LISTED ON THIS AGENDA.

A. Call to Order / Roll Call / Establishment of a Quorum

B. President's Procedural Remarks and Board Member Introductory Comments

C. Public Comment on Items Not on the Agenda

The Board may not discuss or act on any item raised during this public comment section, except to decide whether to place the matter on the agenda of a future meeting (Government Code sections 11125 and 11125.7(a)).

D. Update on the Department of Consumer Affairs (DCA)

E. Budget Update from DCA Budget Office, Harmony DeFilippo, Budget Analyst

F. Presentation from the National Organization of Minority Architects (NOMA – San Diego Chapter)

G. Review and Possible Action on February 24, 2023, Board Meeting Minutes

H. Legislation Update

1. AB 342 (Valencia) Architects and Real Estate Appraisers: Applicants and Licensees: Demographic Information
2. SB 372 (Menjivar) Department of Consumer Affairs: Licensee and Registrant Records: Name and Gender Changes
3. SB 544 (Laird) Bagley-Keene Open Meeting Act: Teleconferencing

I. Update and Discuss National Council of Architectural Registration Boards (NCARB):

1. Update and Discuss Committee Meetings
2. Discuss and Take Action on Candidates for 2023 Board of Directors
3. Review and Discuss the 2023 NCARB Annual Business Meeting Agenda
4. Review and Discuss the 2023 Resolutions:
 - a) Resolution 2023-A: NCARB Model Law and Regulations Amendment – Responsible Control
 - b) Resolution 2023-B: Omnibus Sunset of Education Policy Resolutions
 - c) Resolution 2023-C: Omnibus Sunset of Resolutions in Conflict with Current Council Policies
 - d) Resolution 2023-D: NCARB Model Rules of Conduct Amendment – Ethics Update
 - e) Resolution 2023-E: Amendment and Restatement of NCARB Bylaws

J. Update on Committees

1. Landscape Architects Technical Committee (LATC)
 - a) April 21, 2023, LATC Meeting
 1. Discuss having a merged Board with LATC to Provide Better Representation and Increase Efficiency

- K. Executive Officer's Report – Update on Board's Administration / Management, Examination, Licensing, and Enforcement Programs
 - 1. Strategic Plan Objective 2.1 - Provide More Information on Decisions Made in Enforcement Cases

- L. Regulations Update
 - 1. Discuss and Possible Action on Proposed Regulatory Text Amendments for CCR, title 16, division 2, article 2, section 109 (Filing of Applications)

 - 2. Discuss and Possible Action on Proposed Regulatory Text Amendments for CCR, title 16, division 2, article 3, section 120 (Re-Examination)

 - 3. LATC - Discuss and Possible Action on Proposed Regulatory Text Amendments for CCR title 16, division 26, article 1, section 2614 (Examination Transition Plan)

- M. Review of Future Board Meeting Dates

- N. Adjournment – Due to technological limitations, adjournment will not be webcast. Adjournment will immediately follow closed session, and there will be no other items of business discussed.

Meeting adjournment may not be webcast if adjournment is the only item that occurs after a closed session.

Government Code section 11125.7 provides the opportunity for the public to address each agenda item during discussion or consideration by the Board prior to it taking any action on said item. Members of the public will be provided appropriate opportunities to comment on any issue before the Board, but the Board President may, at their discretion, apportion available time among those who wish to speak. Individuals may appear before the Board to discuss items not on the agenda; however, the Board can neither discuss nor take official action on these items at the time of the same meeting (Government Code sections 11125 and 11125.7(a)).

A person who needs a disability-related accommodation or modification to participate in the meeting may make a request by contacting:

Person: Drew Liston
Telephone: (916) 471-0769
Email: drew.liston@dca.ca.gov
Telecommunications Relay Service: Dial 711

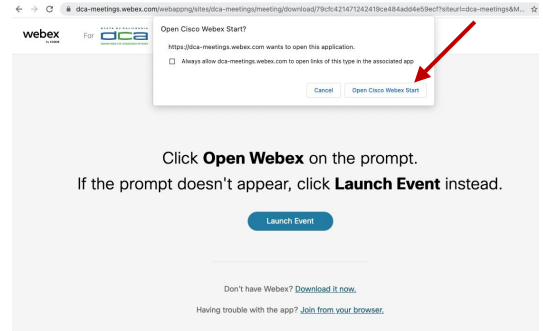
Mailing Address:
California Architects Board
2420 Del Paso Road, Suite 105
Sacramento, CA 95834

Providing your request at least five (5) business days before the meeting will help to ensure availability of the requested accommodation.

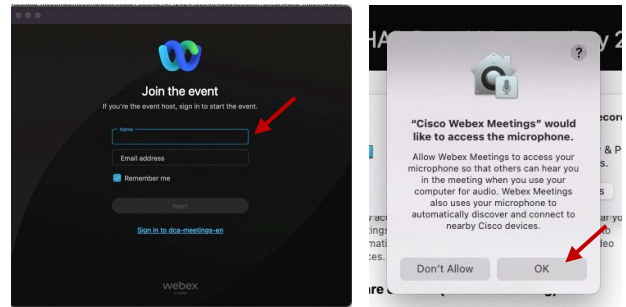
Protection of the public shall be the highest priority for the Board in exercising its licensing, regulatory, and disciplinary functions. Whenever the protection of the public is inconsistent with other interests sought to be promoted, the protection of the public shall be paramount (Business and Professions Code section 5510.15).

If joining using the meeting link

- 1 Click on the meeting link. This can be found in the meeting notice you received.
- 2 If you have not previously used Webex on your device, your web browser may ask if you want to open Webex. Click "Open Cisco Webex Start" or "Open Webex", whichever option is presented. DO NOT click "Join from your browser", as you will not be able to participate during the meeting.



- 3 Enter your name and email address*. Click "Join as a guest". Accept any request for permission to use your microphone and/or camera.

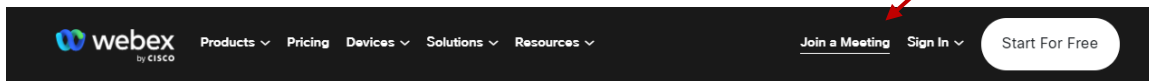


* Members of the public are not obligated to provide their name or personal information and may provide a unique identifier such as their initials or another alternative, and a fictitious email address like in the following sample format: XXXXX@mailinator.com.

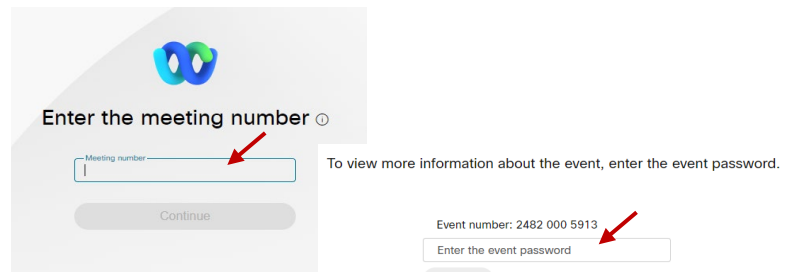
OR

If joining from Webex.com

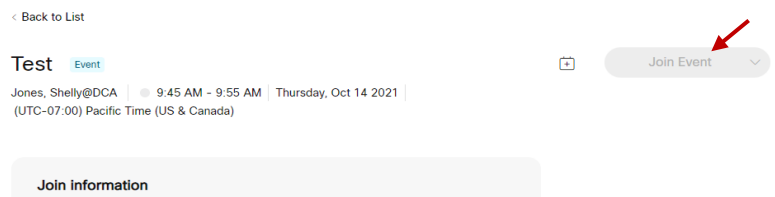
- 1 Click on "Join a Meeting" at the top of the Webex window.



- 2 Enter the meeting/event number and click "Continue". Enter the event password and click "OK". This can be found in the meeting notice you received.



- 3 The meeting information will be displayed. Click "Join Event".



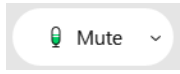
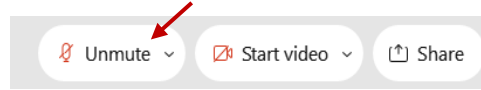
OR

Connect via telephone*:

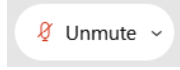
You may also join the meeting by calling in using the phone number, access code, and passcode provided in the meeting notice.

Microphone

Microphone control (mute/unmute button) is located on the command row.

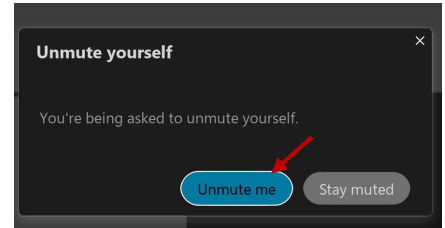


Green microphone = Unmuted: People in the meeting can hear you.



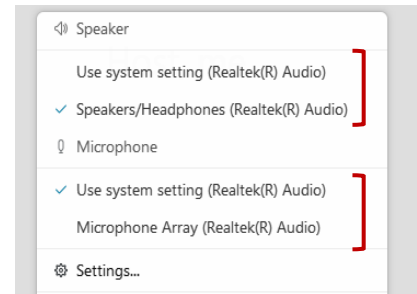
Red microphone = Muted: No one in the meeting can hear you.

Note: Only panelists can mute/unmute their own microphones. Attendees will remain muted unless the moderator enables their microphone at which time the attendee will be provided the ability to unmute their microphone by clicking on "Unmute Me".



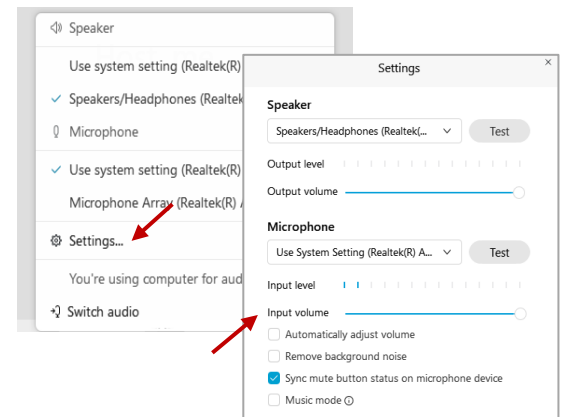
If you cannot hear or be heard

- 1 Click on the bottom facing arrow located on the Mute/Unmute button.
- 2 From the pop-up window, select a different:
 - Microphone option if participants can't hear you.
 - Speaker option if you can't hear participants.



If your microphone volume is too low or too high

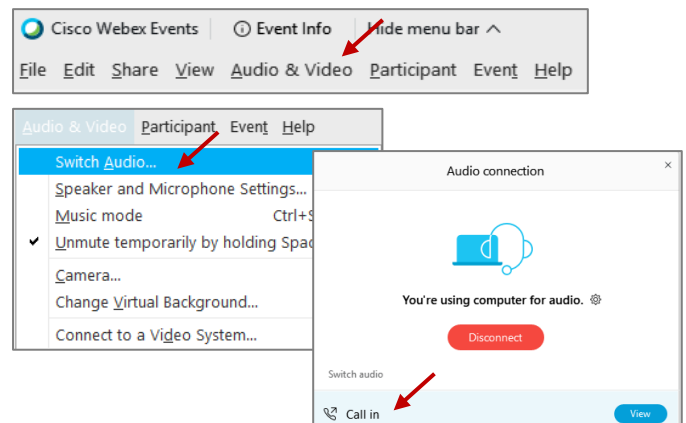
- 1 Locate the command row – click on the bottom facing arrow located on the Mute/Unmute button.
- 2 From the pop-up window:
 - Click on "Settings...":
 - Drag the "Input Volume" located under microphone settings to adjust your volume.



Audio Connectivity Issues

If you are connected by computer or tablet and you have audio issues or no microphone/speakers, you can link your phone through Webex. Your phone will then become your audio source during the meeting.

- 1 Click on "Audio & Video" from the menu bar.
- 2 Select "Switch Audio" from the drop-down menu.
- 3 Select the "Call In" option and following the directions.



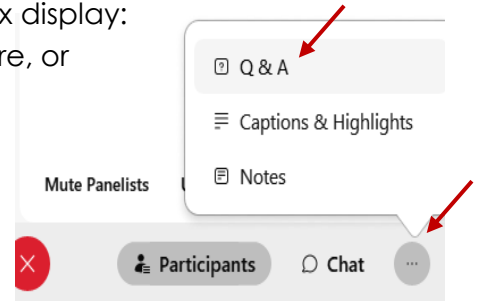

The question-and-answer (Q&A) and hand raise features are utilized for public comments.

NOTE: This feature is not accessible to those joining the meeting via telephone.

Q&A Feature

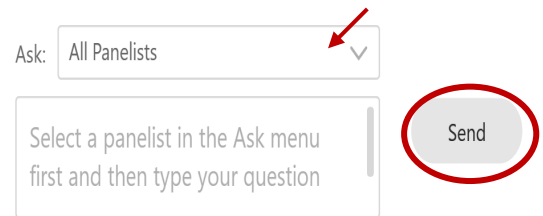
1 Access the Q&A panel at the bottom right of the Webex display:

- Click on the icon that looks like a “?” inside of a square, or
- Click on the 3 dots and select “Q&A”.



2 In the text box:

- Select “All Panelists” in the dropdown menu,
- Type your question/comment into the text box, and
- Click “Send”.



OR

Hand Raise Feature

- 1
- Hovering over your own name.
 - Clicking the hand icon that appears next to your name.
 - Repeat this process to lower your hand.

If connected via telephone:

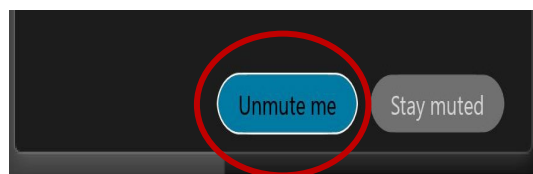
- Utilize the raise hand feature by pressing *3 to raise your hand.
- Repeat this process to lower your hand.

Unmuting Your Microphone



The moderator will call you by name and indicate a request has been sent to unmute your microphone. Upon hearing this prompt:

- Click the **Unmute me** button on the pop-up box that appears.

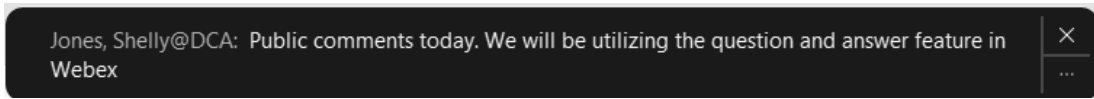


OR

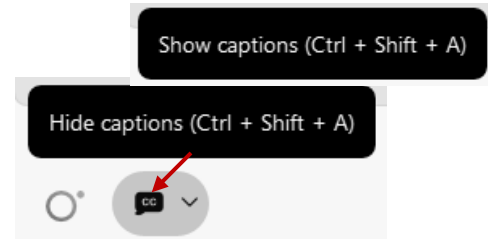
If connected via telephone:

- Press *3 to unmute your microphone.

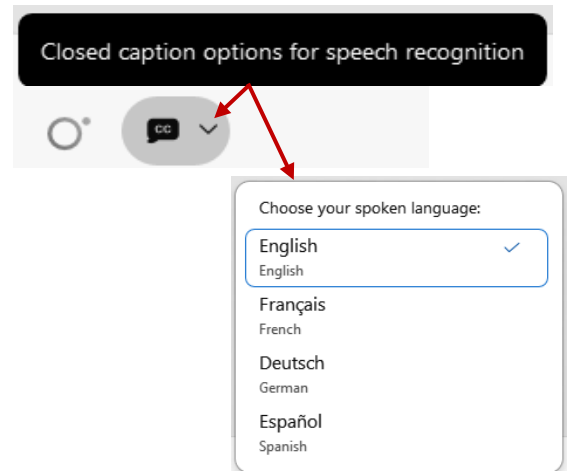
Webex provides real-time closed captioning displayed in a dialog box on your screen. The captioning box can be moved by clicking on the box and dragging it to another location on your screen.



The closed captioning can be hidden from view by clicking on the closed captioning icon. You can repeat this action to unhide the dialog box.



You can select the language to be displayed by clicking the drop-down arrow next to the closed captioning icon.



You can view the closed captioning dialog box with a light or dark background or change the font size by clicking the 3 dots on the right side of the dialog box.

