



**Committee Members
Appearing Virtually:**

Fuad Sweiss, Chair
Ron Jones
Kasheica McKinney
Amanda Steidlmayer

NOTICE OF TELECONFERENCE MEETING

**The Communications Committee (Committee) of the
California Architects Board will hold a meeting at the
meeting location below and via Webex Events
pursuant to Government Code section 11123.5(b)**

10:00 a.m., on Thursday, February 19, 2026

The physical location provided for this meeting is:

California Architects Board
2420 Del Paso Road, Suite 105
Conference Room 114
Sacramento, CA 95834

To access the Webex event, attendees will need to click the following link and enter their first name, last name, email, and the event password listed below. Instructions to connect to the meeting can be found at the end of this agenda.

[Click here to join the meeting](#)

If joining using the link above

Webinar number: 2491 647 9158

Webinar password: CAB219

If joining by phone

+1-415-655-0001 US Toll

Access code: 2491 647 9158

Passcode: 222219

Members of the public may, but are not obligated to, provide their names or personal information as a condition of observing or participating in the meeting. When signing into the Webex platform, participants may be asked for their name and email address. Participants who choose not to provide their names will be required to provide a unique identifier, such as their initials or another alternative, so that the meeting moderator can identify individuals who wish to make a public comment. Participants who choose not to provide their email address may utilize a fictitious email address in the following sample format: XXXXX@mailinator.com.

(Continued)

NOTICE AND AGENDA

10:00 a.m. to 12:00 p.m.
(or until completion of business)

DISCUSSION AND ACTION MAY BE TAKEN ON ANY ITEM LISTED ON THIS AGENDA.

- A. Call to Order / Roll Call / Establishment of a Quorum
- B. Chair's Procedural Remarks and Committee Member Introductory Comments
- C. Public Comment on Items Not on the Agenda

The Committee may not discuss or act on any item raised during this public comment section, except to decide whether to refer the item to the Committee's next Strategic Planning session and/or place the matter on the agenda of a future meeting (Government Code sections 11125 and 11125.7(a)).

- D. Update on 2025-2028 Strategic Plan Objectives which may result in a recommendation to the Board:
 - 1. Expand outreach and communications to educate the public regarding the Board's role and resources.
 - 2. Enhance communication to improve overall engagement with licensees and the public.
 - 3. Increase collaborative student outreach to shape an inclusive and representative licensee population.
 - 4. Educate the public about when licensed architects are required and what architects can do.

E. Adjournment

The time and order of agenda items are subject to change at the discretion of the Committee Chair and may be taken out of order. The meeting will be adjourned upon completion of the agenda, which may be at a time earlier or later than posted in this notice. In accordance with the Bagley-Keene Open Meeting Act, all meetings of the Committee are open to the public.

The Committee plans to webcast the meeting on the Department of Consumer Affairs' website at <https://thedcapage.blog/webcasts>. Webcast availability cannot be guaranteed due to limitations on resources or technical difficulties. The meeting will not be cancelled if webcast is not available. Meeting adjournment may not be webcast if it is the only item that occurs after a closed session.

Government Code section 11125.7 provides the opportunity for the public to address each agenda item during discussion or consideration by the Committee prior to it taking

any action on said item. Members of the public will be provided appropriate opportunities to comment on any issue before the Committee, but the Committee Chair may, at their discretion, apportion available time among those who wish to speak. Individuals may appear before the Committee to discuss items not on the agenda; however, the Committee can neither discuss nor take official action on these items at the time of the same meeting (Government Code sections 11125 and 11125.7(a)).

This meeting is being held via Webex Events. A person who would like more information about the meeting or needs a disability-related accommodation or modification to participate in the meeting may ask questions about the meeting or make a disability-related accommodation request by contacting:

Person: Nailea Cortez

Telephone: (916) 575-7236

Email: Nailea.Cortez@dca.ca.gov

Telecommunications Relay Service: Dial 711

Mailing Address:

California Architects Board

2420 Del Paso Road, Suite 105

Sacramento, CA 95834

Providing your request at least five (5) business days before the meeting will help to ensure availability of the requested accommodation.

Meeting notices and related materials are available online at:

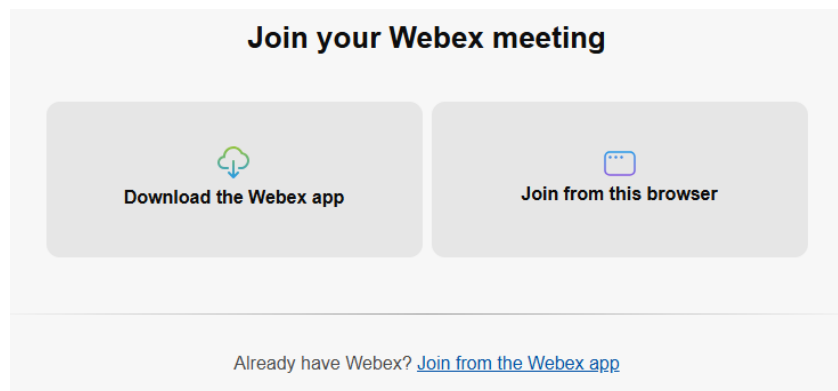
<https://cab.ca.gov/about/meetings> (Government Code section 11125(a)).

Protection of the public shall be the highest priority for the Committee in exercising its licensing, regulatory, and disciplinary functions. Whenever the protection of the public is inconsistent with other interests sought to be promoted, the protection of the public shall be paramount (Business and Professions Code section 5510.15).

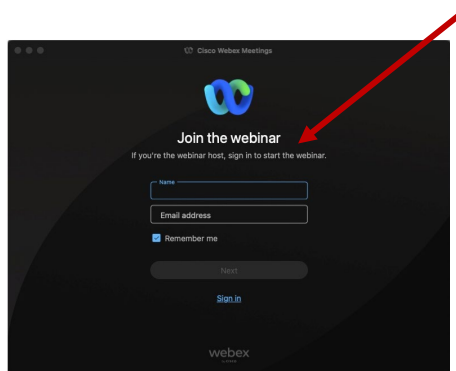
Recommended: Join using the meeting link.

- 1 Click on the meeting link. This can be found in the meeting notice you received and is on the meeting agenda.
- 2 If you already have Webex on your device, click the bottom instruction, "Join from the Webex app."

If you have **not** previously used Webex on your device, your web browser will offer "Download the Webex app." Follow the download link and follow the instructions to install Webex.



- 3 Enter your name and email address*. Click "Next."
Accept any request for permission to use your microphone and/or camera.



*Members of the public are not obligated to provide their name or personal information and may provide a unique identifier such as their initials or another alternative as well as a fictitious email address like in the following sample format: XXXXX@mailinator.com.

Alternative 1. Join from Webex.com

- 1 Click on “Join a Meeting” at the top of the Webex window.



- 2 Enter the meeting/event number and click “Continue.” Enter the event password and click “OK.” This can be found in the meeting notice you received or on the meeting agenda.

A screenshot of the 'Enter the meeting number' form. It features the Webex logo at the top, followed by the text 'Enter the meeting number' with a help icon. Below this is a text input field labeled 'Meeting number' which is highlighted with a red rectangular box. At the bottom of the form is a 'Continue' button, with a red arrow pointing to it.

To view more information about the event, enter the event password.

A screenshot of the 'Enter the event password' form. It shows the text 'Event number: 2482 000 5913' above a text input field labeled 'Enter the event password', which is highlighted with a red rectangular box. Below the input field is an 'OK' button, with a red arrow pointing to it.

- 3 The meeting information will be displayed. Click “Join Event.”

< Back to List

Meeting Name

Jones, Shelly@DCA | 9:45 AM - 9:55 AM | Thursday, Oct 14 2021 |
(UTC-07:00) Pacific Time (US & Canada)



Join Event



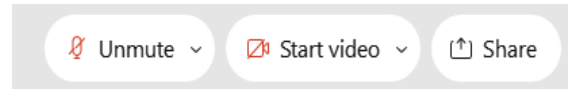
OR

Alternative 2. Connect via Telephone



You may also join the meeting by calling in using the phone number, access code, and passcode provided in the meeting notice or on the agenda.

Microphone control (mute/unmute button) is located at the bottom of your Webex window.



Green microphone = Unmuted: People in the meeting can hear you.



Red microphone = Muted: No one in the meeting can hear you.

Note: Only panelists can mute/unmute their own microphones. Attendees will remain muted unless the moderator invites them to unmute their microphone. Only panelists will be offered starting their video camera.

Attendees/Members of the Public

Joined via Meeting Link

The moderator will call you by name and indicate a request has been sent to unmute your microphone. Upon hearing this prompt:

Click the Unmute me button on the pop-up box that appears.



Joined via Telephone (Call-in User)



- When you are asked to unmute yourself, press *6.
- When you are finished speaking, press *6 to mute yourself again.

If you cannot hear or be heard

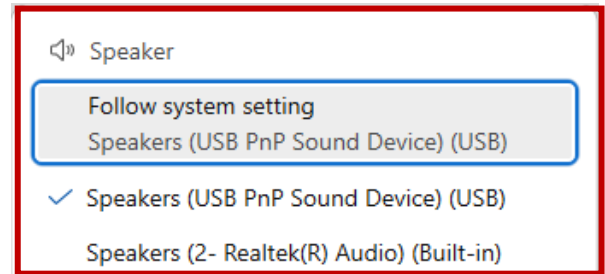
1 Click on the bottom facing arrow located on the Mute/Unmute button at the bottom of the Webex window.



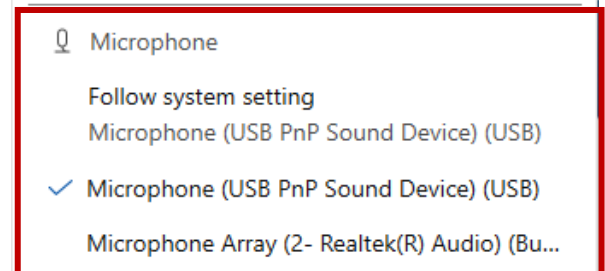
2 From the drop-down menu, select different:

- A. Speaker options if **you can't hear** participants.
- B. Microphone options if **participants can't hear you**.
- C. Audio settings will offer testing of your devices, and let you choose a different device.

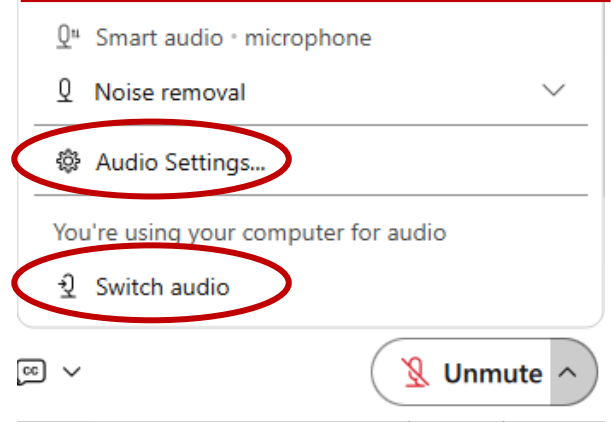
A



B

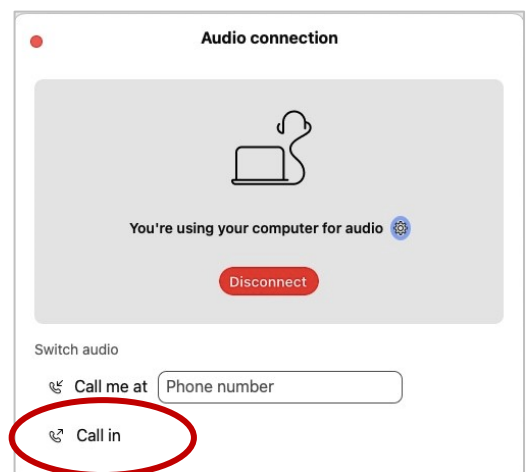


C



3 To link your phone to your Webex session, enabling your phone to become your microphone and speaker source:

- Click on "Switch audio".
- Select "Call in", which will show the phone number to call and the meeting login information.



Joined via Meeting Link

- Locate the hand icon at the bottom of the Webex window.
- Click the hand icon to raise your hand.
- Repeat this process to lower your hand.



The moderator will call you by name and indicate a request has been sent to unmute your microphone.

Upon hearing this prompt:

Click the Unmute me button on the pop-up box that appears.





Joined via Telephone (Call-in User)

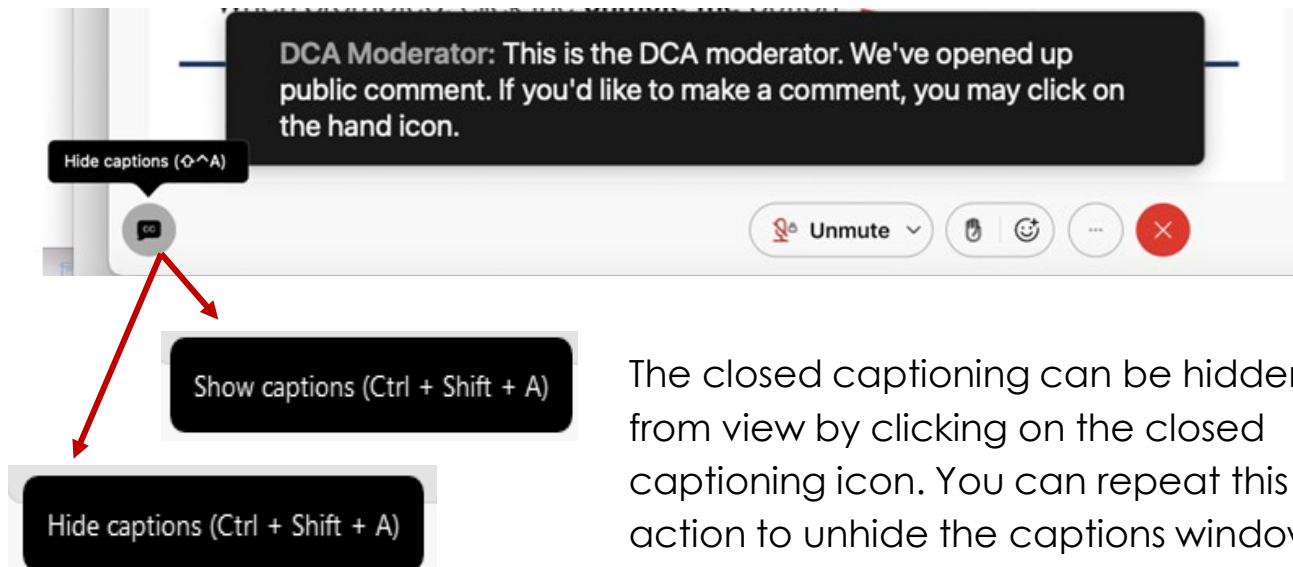


Press *3 to raise or lower your hand.

- When you are asked to unmute yourself, press *6.
- When you are finished speaking, press *6 to mute yourself again.



Webex provides real-time closed captioning displayed in a dialog box in your Webex window. The captioning box can be moved by clicking on the box and dragging it to another location on your screen.



You can view the closed captioning dialog box with a light or dark background or change the font size by clicking the 3 dots on the right side of the dialog box.

